

KAPSABET HIGH SCHOOL

232/3 -

PHYSICS

- Paper 3



2 HRS



Name Index Number School .

..... Class Candidates

Signature..... Date

2022 TRIAL 2 JULY INTERNAL EXAMINATION

(Kenya Certificate of Secondary Education)

Kenya Certificate of Secondary Education (K.C.S.E.)

232/3
PHYSICS
Paper 3

INSTRUCTIONS TO CANDIDATES

- Write your name and index number in the spaces provided.
- Mathematical tables and non-programmable calculators may be used.
- This paper consists of three questions.
- Attempt all the questions in the spaces provided.
- ALLOW working MUST be clearly shown.

For Examiners Use

QUESTIONS	MAXIMUM SCORE	CANDIDATE'S SCORE
1	20	
2	20	
TOTAL	40	

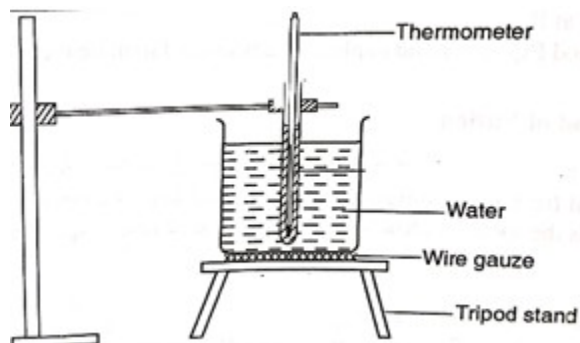
This paper consists of 11 printed pages. Candidates should check to ascertain that all pages are printed as indicated and that no questions are missing

QUESTION ONE

Apparatus

- stopwatch
- 250ml beaker
- Rubber bung
- Thermometer
- Bunsen burner
- Tripod
- Gauze
- Retort stand and clamp
- Hot water

Figure 2.



Procedure

(a) (i) Measure and record the ambient temperature, $T_A = \dots\dots\dots^\circ\text{C}$ (1 mark)

(ii) Fill an empty beaker with exactly 150ml of hot water (check the side scale of the beaker)

(iii) Set up the apparatus as shown in **figure 2**. Ensure the thermometer is about 2cm above the bottom of the beaker.


(i) Record the initial highest temperature of water $T_H = \dots\dots\dots^\circ\text{C}$ (1 mark)

(b) Start the stopwatch and time for every 2.0 minutes the temperature T of water. Record the temperature in **Table 2** for 20 minutes

Time (t) in minutes	2	4	6	8	10	12	14	16	18	20
Temperature (T) in $^\circ\text{C}$										
$(T - T_A)^\circ\text{C}$										
$\text{Log}_{10}(T - T_A)$ (2 d.p)										

(6 mark)

Plot a graph of $\text{Log}_{10}(T-T_A)$ against time (5 mark)



(c) From the graph determine:

(i) The Slope S

(3marks)

.....
.....
.....
.....

(ii) The cooling constant , K of water given $S=-0.4343K$

(2 mark)

.....
.....

(d) Given that the specific heat capacity of water is $4.2J/g/^{\circ}C$ determine the heat lost when the water cools to the temperature of the surrounding (2 mark)

.....
.....
.....
.....

2. PART A

You are provided with the following apparatus :

- One resistor labelled $R = 40\Omega$
- A wire labelled W mounted on milliammeter scale
- A wire labelled S mounted on a milliammeter scale
- One dry cell and a cell holder

- One jockey
- one centre zero galvanometer
- Eight connecting wires, four with crocodile clips at both ends
- A micrometer screw gauge
- A switch

Proceed as follows

a) Determine the average diameter D , of the wire labelled W using the micrometer screws gauge provided.

$D_1 = \dots\dots\dots$ mm (½ mark)

$D_2 = \dots\dots\dots$ mm (½ mark)

$D = \frac{D_1 + D_2}{2}$ (in cm)

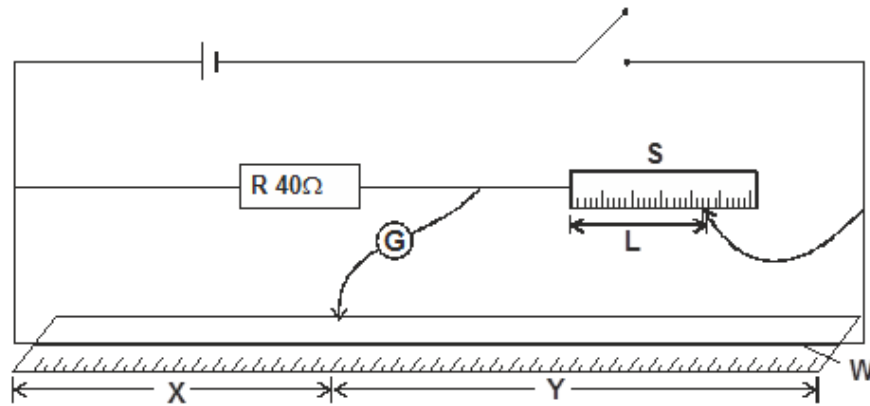
2

(1 mark)

.....

b) Set up the apparatus as shown in the circuit diagram in **figure 3** below.

Use the crocodile clips to fix length L , of wire labelled S at 50cm from the end connected to the galvanometer G .



c) Close the switch and use the jockey to touch one end of the wire *W*, and then the other end. The deflections on the galvanometer should be in opposite directions, if not check the circuit. Adjust the positions of the jockey along the wire *W* until there is no deflection in the galvanometer. Record the value of *x* and *y*.

x = cm (½ mark)

y = cm (½ mark)

d) Record for other values of *L* in **table 3** below

<i>L</i> (cm)	45	40	35	30	25	20
<i>X</i> (cm)						
<i>Y</i> (cm)						
<i>y/x</i> (3 d.p)						

(4 marks)

e) i) Plot a graph of f^y/x (y-axis) against L .

(5 marks)

ii) Determine the slope, m of the graph.

(2 marks)

.....
.....
.....
.....

iii) Given that $K = \frac{100D}{\dots}$, determine the value of K .

(2 marks)

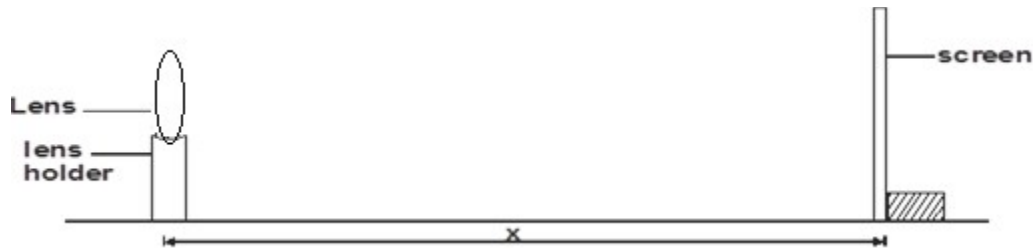
.....
.....
.....
.....

PART B

b) You are provided with a lens P a lens holder a white screen and half metre rule.

Procedure

i) Set the apparatus as shown in **figure 4** below. Focus a sharp image of a distant object on the screen (e.g window frame). The object should be 10cm away. The object should be at least 10cm away.



a) Measure the distance x in cm between the lens and the screen at which a sharp image is obtained repeat this two times, using different objects and record your readings in **table 4** below.

Object	Distance X , (cm)
1	
2	

(2 marks)

ii) Calculate the average value of x (1 mark)

.....

iii) What is the physical significance of the result obtained in (iii) above? (1 mark)

.....
