

THE MOKASA II JOINT EXAMINATION.
Featuring Kenya Certificate of Secondary Education (K.C.S.E.) 2024.

121/2

MATHEMATICS

Paper 2

ALT A
FORM FOUR
MOCK

July/August. 2024- $2\frac{1}{2}$ hours

NAME.....INDEX NUMBER.....

CLASS.....CANDIDATE'S SIGNATURE.....DATE.....

Instructions to candidates

- Write your name and admission number in the spaces provided above.
- Sign and write the date of examination in the spaces provided.
- This paper consists of two sections: **Section I** and **Section II**.
- Answer all questions in **section I** and **only five** questions from **section II**.
- Show all the steps in your calculations, giving the answers at each stage in the spaces provided below each question.
- Marks may be given for correct working even if the answer is wrong.
- Non-programmable** silent electronic calculators and KNEC mathematical tables may be used, except where stated otherwise.
- This paper consists of 16 printed pages.
- Candidates should check the question paper to ascertain that all the pages are printed as indicated and that no questions are missing.
- Candidates should answer the questions in English.



For Examiner's Use Only

Section I

1	2	3	4	5	6	7	8	9	10	11	12	13	14	15	16	Total

Section II

17	18	19	20	21	22	23	24	Total

Grand Total

--

SECTION I (50 marks)

Answer all the questions in this section in the spaces provided.

1. The expression $ax^2 - 60x + 18$ is a perfect square, where a is a constant. Find the value of a . (2 marks)

$$b^2 = 4ac$$

$$(-60)^2 = 4 \times a \times 18$$

$$a = \frac{3600}{4 \times 18}$$

$$a = 50 \checkmark$$

2. A rectangular plot of land has length of 125.8 m and an exact width of 84 m. Find the percentage error in calculating area of the plot correct to 3 decimal place. (3 marks)

$$\text{Max } A = 125.85 \times 84$$

$$= 10571.4$$

$$\text{Min } A = 125.75 \times 84$$

$$= 10563$$

$$\text{Actual } A = 125.8 \times 84$$

$$= 10567.2$$

$$A.E = \frac{10571.4 - 10563}{2}$$

$$A.E = 4.2$$

$$R.E = \frac{4.2}{10567.2} \text{ M}$$

$$\% = \left(\frac{4.2}{10567.2} \times 100 \right)$$

$$= 0.040\% \text{ A}$$

3. Find the area of a sector of radius 10.5 cm subtended by an angle of $\frac{1}{3}\pi^\circ$ at the center.

$$\frac{\theta}{360} \pi r^2$$

$$2\pi^\circ = 360$$

$$\frac{1}{3}\pi^\circ = ?$$

$$\frac{1}{3}\pi^\circ \times \frac{360}{2\pi^\circ}$$

$$= 60^\circ \checkmark$$

$$A = \frac{60}{360} \times \frac{22}{7} \times 3 \times 10.5^2 \text{ (3 marks) M}$$

$$= 57.75 \checkmark$$

4. Without using a calculator or mathematical tables, evaluate;

(3 marks)

$$\frac{\frac{1}{\sqrt{2}} + \frac{\sqrt{3}}{2}}{\frac{1}{\sqrt{3}}} \times \frac{\frac{\sin 45^\circ + \cos 30^\circ}{\tan 30^\circ}}{\frac{4\sqrt{6} + 12}{8}}$$

$$\frac{2\sqrt{3} + \sqrt{18}}{2\sqrt{2}} \times \frac{2\sqrt{2}}{2\sqrt{2}} = \frac{\sqrt{6} + 3}{2}$$

5. Simplify the logarithmic expression;

(3 marks)

$$\frac{\frac{\frac{1}{2} \log 625 + \frac{1}{3} \log 125}{\log 100 - \frac{1}{2} \log 16}}{\log(25 \times 5) \over \log\left(\frac{100}{4}\right)}$$

$$\frac{125}{25} = 5$$

$$= 3$$

6. A man who deposited Sh.50,000 in an investment account compounded semi-annually had at a total amount of Sh.70,925 after three years. Calculate the rate of interest per annum to the nearest whole number.

(3 marks)

$$A = P \left(1 + \frac{r}{100}\right)^n$$

$$70925 = 50,000 \left(1 + \frac{r}{100}\right)^6$$

$$\frac{70925}{50,000} = \left(1 + \frac{r}{100}\right)^6$$

$$\sqrt[6]{1.4185} = 1 + \frac{r}{100}$$

$$1.059997 = 1 + \frac{r}{100}$$

$$0.059997619 = \frac{r}{100}$$

$$r = 5.99976 \times 2$$

$$r = 12\%$$

7. A quantity P is partly constant and partly varies as the square of Q. If Q = 2 when P = 9 and Q = 4 when P = 33, find the value of P when Q = 1.5.

(4 marks)

$$P = K + Q^2$$

$$P = K + MQ^2$$

$$9 = K + 4M$$

$$33 = K + 16M$$

$$\begin{array}{r} -24 = -12M \\ -12 \quad -12 \end{array}$$

$$M = 2$$

$$9 = K + 8$$

$$K = 1$$

$$P = 1 + 2Q^2$$

$$P = 1 + 2(1.5)^2$$

$$P = 5.5$$

8. Expand $(3x - y)^4$ and simplify hence evaluate $(1.5 - 0.2)^4$.

(4 marks)

$$(3x - y)^4 = (3x)^4(y)^0 + (3x)^3(y)^1 + (3x)^2(y)^2 + (3x)^1(y)^3 + (3x)^0(y)^4$$

$$= 81x^4 - 108x^3y + 54x^2y^2 - 12xy^3 + y^4$$

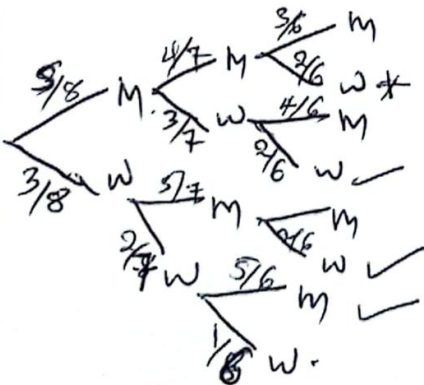
$$\begin{array}{l} 3x = 1.5 \\ x = 0.5 \\ y = 0.2 \end{array}$$

$$81(0.5)^4 - 108(0.5)^3(0.2) + 54(0.5)^2(0.2)^2 - 12(0.5)(0.2)^3 + (0.2)^4$$

$$= 2.8561$$

9. A committee of 3 people is to be chosen randomly from 5 men and 3 women. If every gender must be represented in the committee, find the probability of choosing more women than men.

(3 marks)



$$P(MWW) \text{ or } P(WMW) \text{ or } P(WWM)$$

$$\left(\frac{5}{8} \times \frac{3}{7} \times \frac{2}{6}\right) + \left(\frac{3}{8} \times \frac{5}{7} \times \frac{2}{6}\right) + \left(\frac{3}{8} \times \frac{2}{7} \times \frac{5}{6}\right)$$

$$= \frac{5}{56} + \frac{5}{56} + \frac{5}{56}$$

$$= \frac{15}{56}$$

10. An inlet tap can fill an empty tank in 8 hours. It takes 12 hours to fill the tank when the inlet tap and an outlet tap are both opened at the same time. Calculate the time the outlet tap takes to empty the full tank when the inlet tap is closed.

(3 marks)

$$\text{Inlet tap} = 8 \text{ hrs} = \frac{1}{8}$$

$$\text{Outlet tap} = x \text{ hrs} = \frac{1}{x}$$

$$\frac{1}{8} - \frac{1}{x} = \frac{1}{12}$$

$$\frac{1}{8} - \frac{1}{12} = \frac{1}{x}$$

$$\frac{1}{24} = \frac{1}{x}$$

$$x = \underline{\underline{24 \text{ hrs}}}$$

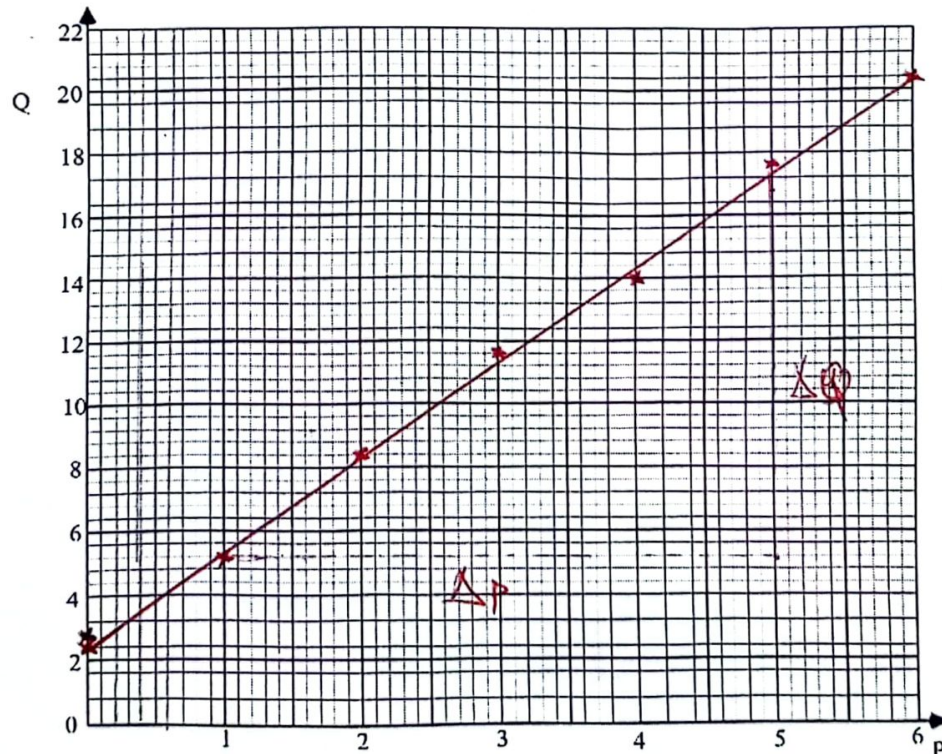
my
my
A7

11. The table below shows the relationship between the quantities P and Q.

P	0	1	2	3	4	5	6
Q	2.4	5.2	8.4	11.6	14.0	17.6	20.4

- (a) On the grid provided, draw a line of best fit.

(2 marks)



- (b) Using the graph, find the law connecting P and Q.

(1 mark)

$$\text{Gradient} = \frac{17.2 - 5.2}{5 - 1} = 3$$

$$Q = 3P + 2\frac{2}{5} \checkmark$$

12. Solve the equation $8\sin^2 x = 12\cos x$ for $0 \leq x \leq 360^\circ$.

(4 marks)

$$8\sin^2 x - 12\cos x = 0$$

$$\sin^2 x = 1 - \cos^2 x$$

$$8(1 - \cos^2 x) - 12\cos x = 0 \quad \text{M1}$$

$$8 - 8\cos^2 x - 12\cos x = 0$$

$$8\cos^2 x + 12\cos x - 8 = 0$$

$$\text{let } \cos x = y$$

$$8y^2 + 12y - 8 = 0$$

$$2y^2 + 3y - 2 = 0$$

$$2y^2 + 4y - y - 2 = 0 \quad \text{M1}$$

$$2y(y+2) - 1(y+2) = 0$$

$$(2y-1)(y+2) = 0$$

$$y = -2, y = \frac{1}{2} \quad \text{A1}$$

$$\cos x = \frac{1}{2}$$

$$x = 60, 300^\circ$$

13. In a transformation. An object with an area of 6 cm^2 is mapped onto an image whose area is 36 cm^2 . Given that the matrix of the transformation is $\begin{pmatrix} 4 & x-1 \\ 2 & x \end{pmatrix}$, find the value of x . (3 marks)

$$\frac{36}{6} = 4x - 2(x-1) \quad \text{M1}$$

$$6 = 4x - 2x + 2 \quad \text{M1}$$

$$\frac{2x}{2} = \frac{4}{2}$$

$$x = 2 \quad \text{A1}$$

14. The gradient of curve at any given point is given by $2x^2 - 4$, given that the curve passes through $(1, 2)$, find the equation of the curve. (3 marks)

$$\frac{dy}{dx} = 2x^2 - 4$$

$$y = \int (2x^2 - 4) dx \quad \text{M1}$$

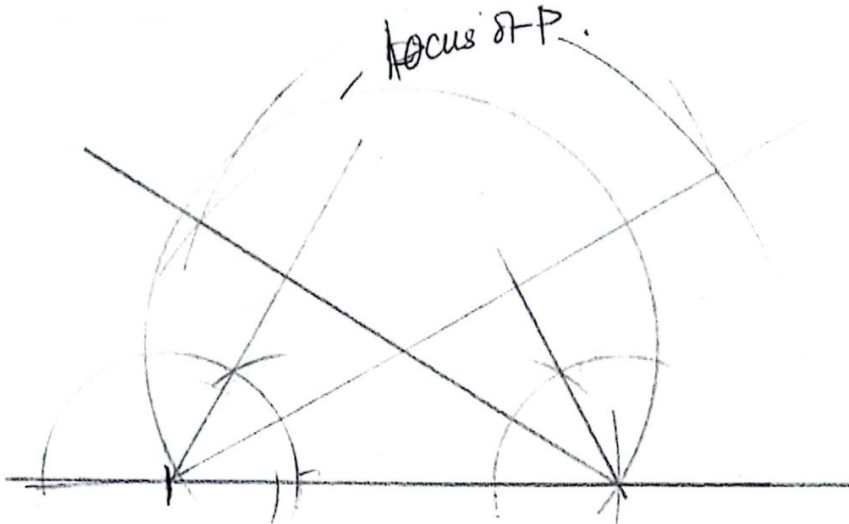
$$y = \frac{2}{3}x^3 - 4x + C \quad (1, 2) \quad \text{M1}$$

$$2 = \frac{2}{3} - 4 + C$$

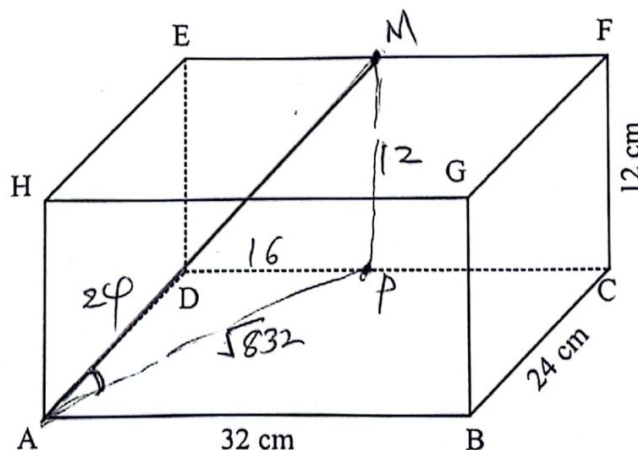
$$C = \frac{16}{3}$$

$$y = \frac{2}{3}x^3 - 4x + \frac{16}{3} \quad \text{A1}$$

15. AB is a fixed line segment 6cm long. Point P moves on one side of the plane of AB such that $\angle APB$ is always 60° . Construct the locus of P. (3 marks)



16. The figure below represents a cuboid ABCDEFGH. AB = 32 cm, BC = 24 cm and CF = 12 cm.



Given that M is the mid-point of EF, calculate the angle between AM and plane ABCD, correct to 2 decimal places. (3 marks)

$$AP = \sqrt{24^2 + 16^2} = \sqrt{832}$$

$$\tan \theta = \frac{12}{\sqrt{832}} \quad \theta = \tan^{-1}\left(\frac{12}{\sqrt{832}}\right)$$

$$\theta = 22.59^\circ$$

SECTION II (50 marks)

Answer only **five** questions from this section in the spaces provided.

17. The table below shows income tax rates for the year 2023

Taxable Income in K shs per month	Tax Rate (%) per month
1 15000	0
15001 27000	10
27001 37000	15
37001 45000	20
45001 50000	25
Above 50000	30

In November 2023, Silas earned a basic salary of Sh. 38 320. In addition, he was entitled to a house allowance of Sh. 12 800 per month and medical allowance of Sh. 6 850. He also has a non – taxable risk allowance of Sh. 5 000 per month. He contributes to a provident fund of Sh. 3 500. He also has tax relief of Sh. 1 480 monthly.

(a) Calculate Silas' taxable income in that month. (2 marks)

$$\text{Taxable Income} = 38\,320 + 12\,800 + 6\,850 \text{ m}$$

$$= \text{Sh. } 57\,970 \checkmark \text{ m}$$

(b) Calculate Silas' Pay As You Earn (P.A.Y.E) for November 2023. (5 marks)

$$12\,000 \times \frac{10}{100} = 1\,200 \text{ m}$$

$$10\,000 \times \frac{15}{100} = 1\,500 \text{ m}$$

$$8\,000 \times \frac{20}{100} = 1\,600 \text{ m}$$

$$5\,000 \times \frac{25}{100} = 1\,250 \text{ m}$$

$$79\,700 \times \frac{30}{100} = 23\,910 \text{ m}$$

$$\text{Gross tax} = 1\,200 + 1\,500 + 1\,600 + 1\,250 + 23\,910$$

$$= 29\,460$$

$$\text{Net tax} = 29\,460 - 14\,800 \text{ m}$$

$$\text{Sh } 14\,660 \checkmark \text{ m}$$

(c) In the month of December 2023, Silas' tax in the last band was Sh. 2 556. Calculate his net salary in December. (3 marks)

$$y \times \frac{30}{100} = 2\,556$$

$$\frac{30y}{30} = \frac{2\,556 \times 100}{30}$$

$$y = 8\,520 \checkmark \text{ m}$$

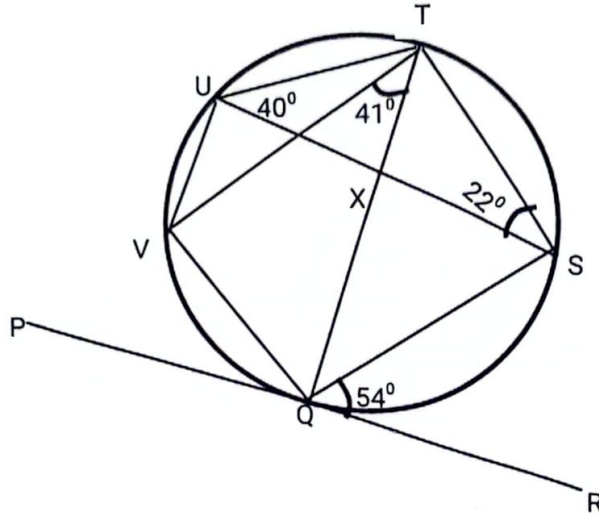
$$\text{Taxable income} = 50\,000 + 8\,520$$

$$= \text{Sh } 58\,520$$

$$58\,520 - (6\,626 + 3\,500) + 5\,000$$

Featuring Kenya Certificate of Secondary Education, 2024

18. In the figure below PQR is a tangent to the circle at point Q $\angle SQR = 54^\circ$, $\angle VTQ = 41^\circ$
 $\angle UST = 22^\circ$ and $\angle SUT = 40^\circ$.



Giving reasons, find the value of

- (i) $\angle PQV$, 41° , angle subtended by a chord QV to the circumference is the same as the angle formed by the chord QV and tangent PQR.
- (ii) $\angle UVT$
 22° , angles subtended by the same chord UT to the circumference on the same segment.
- (iii) $\angle PQT$ $\angle TQS = 40^\circ$ angles subtended by same chord. Angles in a straight line
- (iv) $\angle SUV = 95^\circ$ opposite angle in a cyclic quadrilateral VQSU add up to 180° .
- (v) $\angle QXS$
 76° sum angles in the triangle QXS add up to 180° .

19. (a) The first term of an Arithmetic Progression (AP) is 3. The sum of the first 6 terms of the AP is 78.

- (i) Find the common difference of the AP. (2 marks)

$$78 = \frac{6}{2} (2 \times 3 + (6-1)d)$$

$$78 = 18 + 15d$$

$$15d = 60$$

$$d = \underline{4}$$

- (ii) Given that the sum of the first n terms of the AP is 406, find n . (2 marks)

$$S_n = \frac{n}{2} (2a + (n-1)d)$$

$$406 = \frac{n}{2} (2 \times 3 + (n-1)4)$$

$$406 = 3n + 2n^2 - 2n$$

$$2n^2 + n - 406 = 0$$

$$n = \frac{-1 \pm \sqrt{1^2 - 4 \times 2 \times (-406)}}{2 \times 2}$$

$$n = 14$$

$$n = -14.5 \text{ (ignore)}$$

$$n = \underline{14}$$

- (b) The 2nd, 4th and 7th terms of another AP form the first three terms of a Geometric Progression (GP). If the common difference of the AP is 2, find;

- (i) The first term of the GP;

$$a+d, a+3d, a+6d$$

$$\frac{a+3d}{a+d} = \frac{a+6d}{a+3d}$$

$$(a+d)(a+6d) = (a+3d)(a+3d)$$

$$a^2 + 6ad + ad + 6d^2 = a^2 + 3ad + 3ad + 9d^2$$

$$7ad + 6d^2 - 6ad - 9d^2 = 0$$

$$ad - 3d^2 = 0$$

$$d(a - 3d) = 0$$

$$a = 3d \quad d = 2$$

$$a = \underline{6}$$

a of the G.P.
 $6 + 2 = 8$

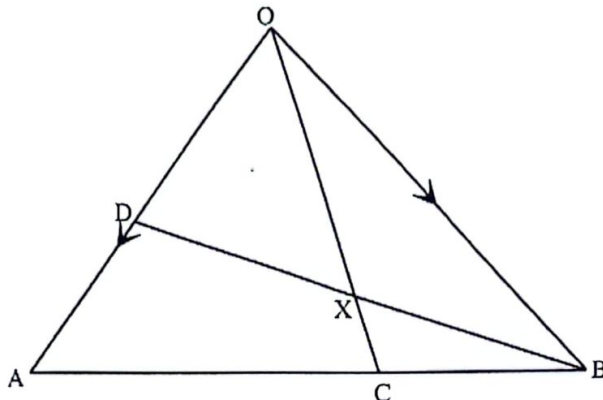
- (ii) The sum of the first 7 terms of the GP, to 4 significant figures. (2 marks)

$$S_7 = \frac{a(r^7 - 1)}{r - 1}$$

$$= \frac{8(1.5^7 - 1)}{1.5 - 1}$$

$$= \underline{257.4}$$

20. In the figure below C is a point on AB such that $BA = 3BC$ and D is the mid-point of OA. OC and BD intersect at X. Given that $OA = a$ and $OB = b$.



- (a) Write down in terms of a and b the vectors;

(i) AB

$$-a + b \quad \checkmark$$

(1 mark)

(ii) OC

$$OC = OA + AC = a + \frac{2}{3}(-a + b) = \frac{1}{3}a + \frac{2}{3}b \quad \checkmark$$

(2 marks)

(iii) BD

$$BD = BA + AD = -a + \frac{1}{2}a = -\frac{1}{2}a \quad \checkmark$$

(1 mark)

- (b) If $BX = hBD$, express OX in terms of a , b and h .
(1 mark)

$$OX = OB + BX = b + h(-\frac{1}{2}a) = (1-h)b - \frac{1}{2}ha \quad \checkmark$$

- (c) If $OX = kOC$, find h and k .
(3 marks)

$$\begin{aligned} OX &= k(\frac{1}{3}a + \frac{2}{3}b) \\ OX &= \frac{1}{3}ka + \frac{2}{3}kb \\ OX &= \frac{1}{2}ha + (1-h)b \end{aligned} \quad \left| \begin{aligned} \frac{1}{3}k &= \frac{1}{2}h \Rightarrow h = \frac{2}{3}k \\ \frac{2}{3}k &= 1-h \\ \frac{2}{3}k &= 1 - \frac{2}{3}k \end{aligned} \right. \quad \left| \begin{aligned} h &= \frac{2}{3} \times \frac{3}{4} \\ h &= \frac{1}{2} \\ k &= \frac{3}{4} \end{aligned} \right.$$

- (d) Show that B, X and D are collinear.
(2 mark)

$$\begin{aligned} BD &= -\frac{1}{2}a \\ BX &= \frac{1}{2}BD \end{aligned} \quad \left| \begin{aligned} BX &= \frac{1}{2}BD \\ BX \parallel BD & \text{ with point B common} \end{aligned} \right. \quad \text{hence B, X and D are collinear.}$$

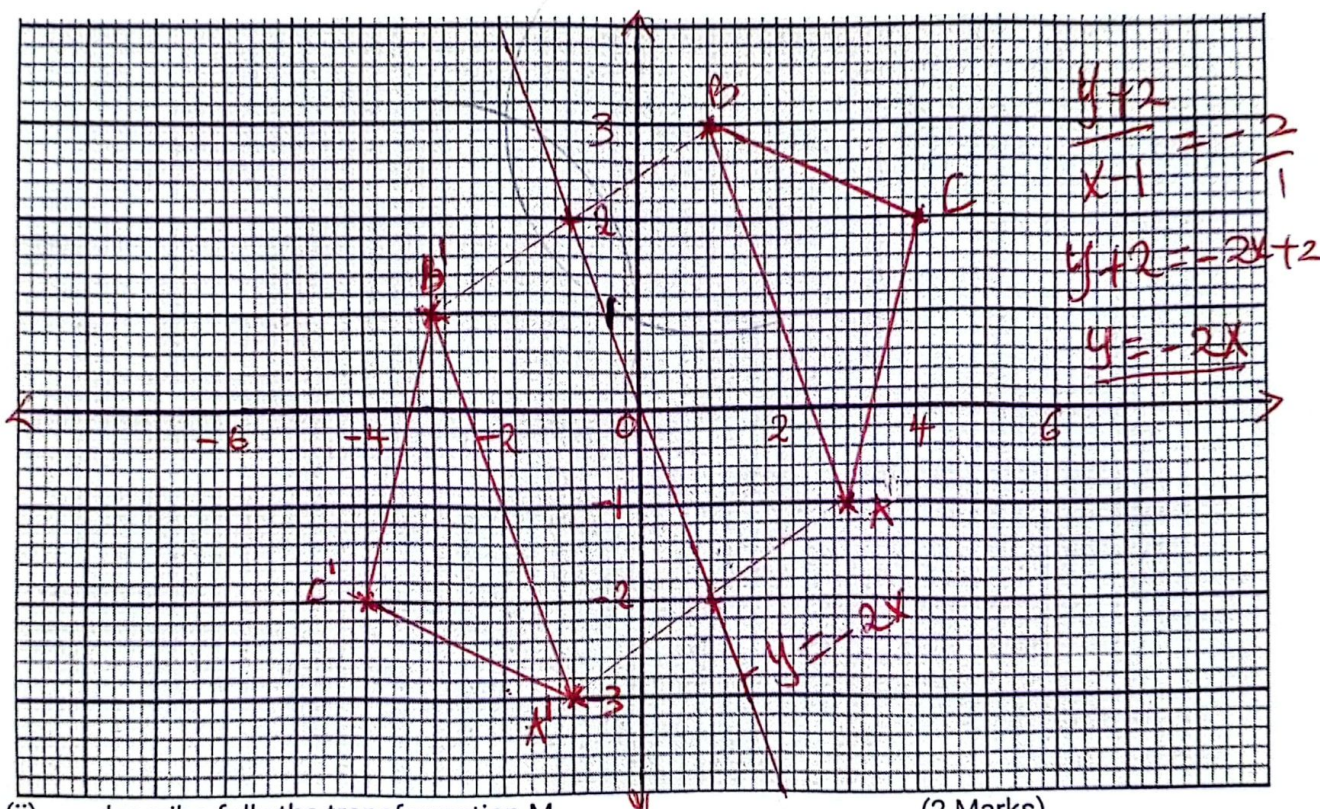
21. Triangle A'B'C' is the image of triangle ABC with vertices A(3,-1), B(1,3) and C(4,2)

transformation represented by matrix $M = \begin{pmatrix} -0.6 & -0.8 \\ -0.8 & 0.6 \end{pmatrix}$

(a) Find the coordinates of triangle A'B'C'.

$$\begin{pmatrix} -0.6 & -0.8 \\ -0.8 & 0.6 \end{pmatrix} \begin{pmatrix} A & B & C \\ 3 & 1 & 4 \\ -1 & 3 & 2 \end{pmatrix} = \begin{pmatrix} A' & B' & C' \\ -1 & -3 & -4 \\ -3 & 1 & -2 \end{pmatrix} \quad A'(-1, -3) \quad B'(-3, 1) \quad C'(-4, -2) \quad (2 \text{ marks})$$

(b) (i) on the grid below draw Triangles ABC and A'B'C'. (2 marks)



(ii) describe fully the transformation M. (2 Marks)

It is a reflection; line of reflection $\Rightarrow y = -2x$

(c) Triangle A''B''C'' is the image of triangle A'B'C' and a transformation represented

by the matrix $N = \begin{pmatrix} 2 & -1 \\ -4 & 3 \end{pmatrix}$

(i) Find the coordinates of Triangle A''B''C''

$$\begin{pmatrix} 2 & -1 \\ -4 & 3 \end{pmatrix} \begin{pmatrix} A' & B' & C' \\ -1 & -3 & -4 \\ -3 & 1 & -2 \end{pmatrix} = \begin{pmatrix} A'' & B'' & C'' \\ 1 & -7 & -6 \\ -5 & 15 & 10 \end{pmatrix} \quad A''(1, -5), B''(-7, 15), C''(-6, 10) \quad (2 \text{ marks})$$

(ii) Determine a single matrix that maps triangle ABC onto triangle A''B''C''.

$$\begin{pmatrix} 2 & -1 \\ -4 & 3 \end{pmatrix} \begin{pmatrix} -0.6 & -0.8 \\ -0.8 & 0.6 \end{pmatrix} = \begin{pmatrix} -0.4 & -2.2 \\ 0 & 5 \end{pmatrix} \quad (2 \text{ marks})$$

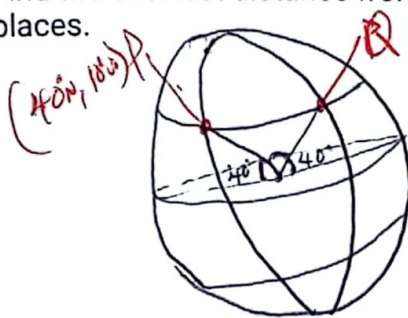
22. The position of two towns P and Q are given as P(40°N, 10°W) and Q(40°N, 170°E).

(use $\pi = \frac{22}{7}$, Radius of the Earth = 6371 km).

- (a) Find the difference in longitude between the two towns.
(1 mark)

$$10 + 170 = 180 \checkmark$$

- (b) Find the shortest distance from P to Q in Kilometres correct to two decimal places.
(2 marks)



$$\frac{100}{360} \times 2 \times \frac{22}{7} \times 6371$$

$$= 11123.97 \text{ km} \checkmark$$

- (c) (i) A ship sailed from town P towards town R which is directly east of P covering a distance of 2000 km. Determine the position of R.
(3 marks)

$$\frac{\alpha}{360} \times 2 \times \frac{22}{7} \times 6371 \cos 40 = 2000$$

$$\alpha = \left(\frac{2000 \times 360 \times 7}{44 \times 6371 \cos 40} \right)$$

$$\alpha = 23.47^\circ$$

$$23.47 - 10^\circ$$

$$= 13.47 \checkmark$$

$$R(40^\circ N, 13.47^\circ E)$$

- (ii) If the ship departed P at 2.00 pm, sailing at an average speed of 150 knots, find the local time at R when the ship arrived.
(4 marks)

$$T = \frac{D}{S} =$$

$$1 \text{ nm} = 1.853 \text{ km}$$

$$? = 2000 \text{ km}$$

$$\left(\frac{1 \text{ nm} \times 2000 \text{ km}}{1.853} \right)$$

$$= 1079.33 \text{ nm}$$

$$T = \left(\frac{1079.33}{150} \right)$$

$$7 \text{ hrs } 11 \text{ min } 5 \text{ s.}$$

$$2.00 \text{ P.M.}$$

$$7.11$$

$$2.11 \text{ hrs}$$

$$\text{Difference in longitude}$$

$$= 23.47^\circ$$

$$1^\circ = 4 \text{ min.}$$

$$23.47^\circ = ?$$

$$23.47 \times 4 = 1 \text{ hr } 33 \text{ min.}$$

$$2.11 \text{ hrs}$$

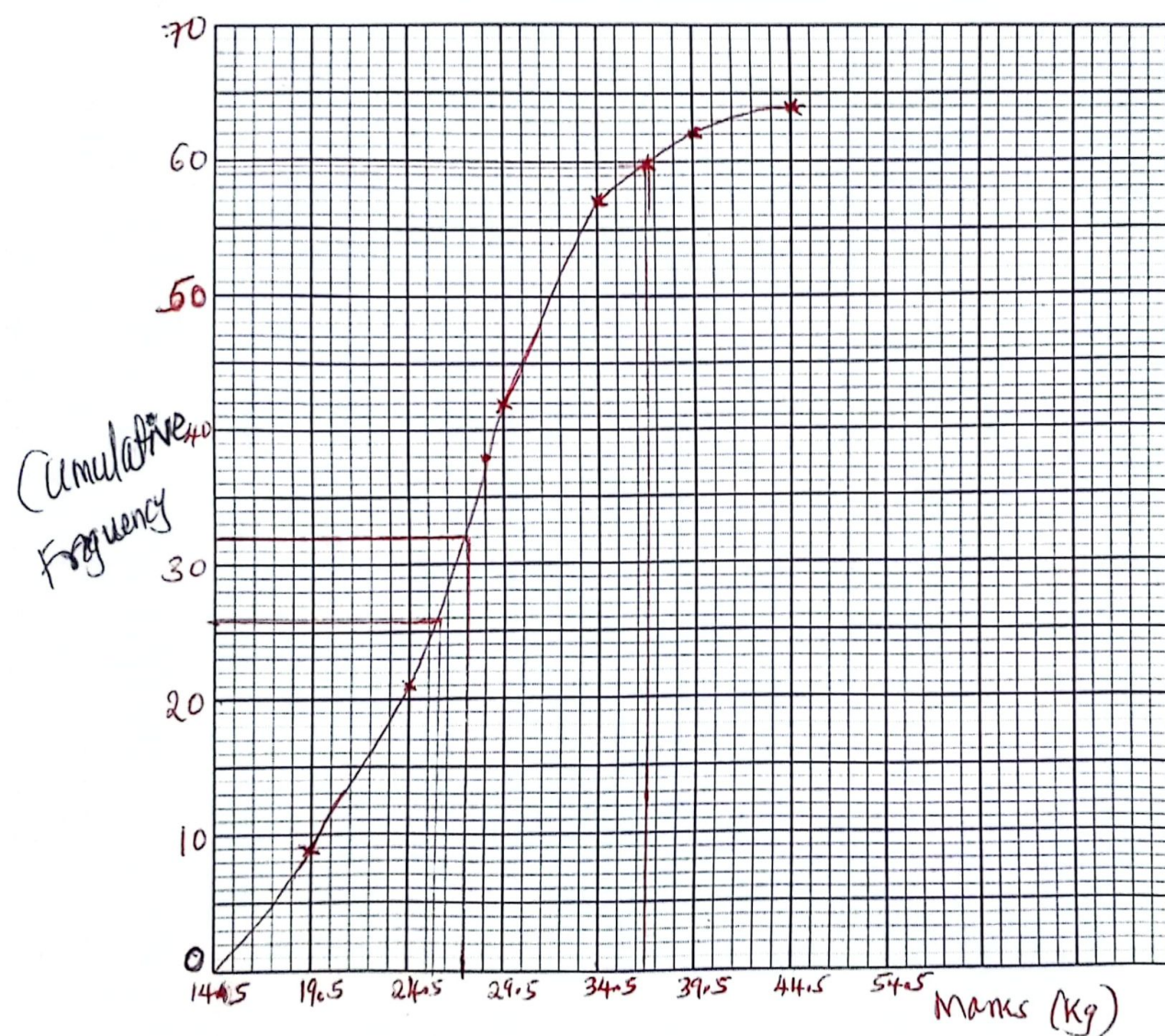
$$1.33$$

$$2.44 \text{ hrs or } 10.44 \text{ P.M.}$$

23. The masses of 64 hybrid goats in a ranch in Laikipia were recorded as follows:

Mass in kg	15 19	20 24	25 29	30 34	35 39	40 44
No. of goats	9	12	21	15	5	2
C.F	9	21	42	57	62	64

- (a) On the grid provided, draw a cumulative frequency curve to represent the above information. (4 marks)



$$\begin{array}{r}
 P - 2 \\
 C - 1 \\
 S - 1 \\
 \hline
 4
 \end{array}$$

- (b) Use your graph to estimate:

i) The median

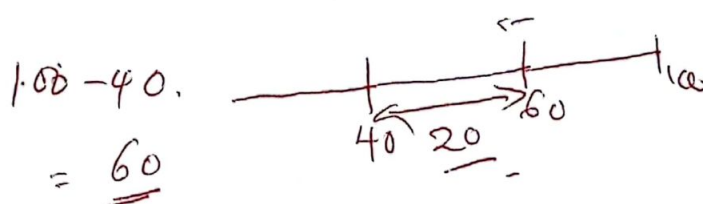
(1 mark)

$$Q_2 = 27.5$$

- ii) The number of goats that were overweight if 36 kg is the recommended healthy weight. (2 marks)

$$64 - 60 = 4 \pm 1 \text{ goats}$$

- iii) The range of weight of the middle 40% of the goats. (3 marks)



0 - 40.

60th percentile & 40th percentile.

$$\left(\frac{60}{60} \times 64 \right)$$

60th → 38.4

$$40^{th} = \left(\frac{40}{100} \times 64 \right)$$

$$= \underline{25.6}$$

38.4 → 28.5

26 - 28.5

24. The dimensions of a rectangular floor of a proposed room are such that
- The length is greater than the width but at most twice the width
 - The sum of the width and length is more than 4 meters but less than 10 meters

meters

If x represents the width and y the length.

- (a) Write inequalities to represent the above information.

(4 marks)

$$y > x$$

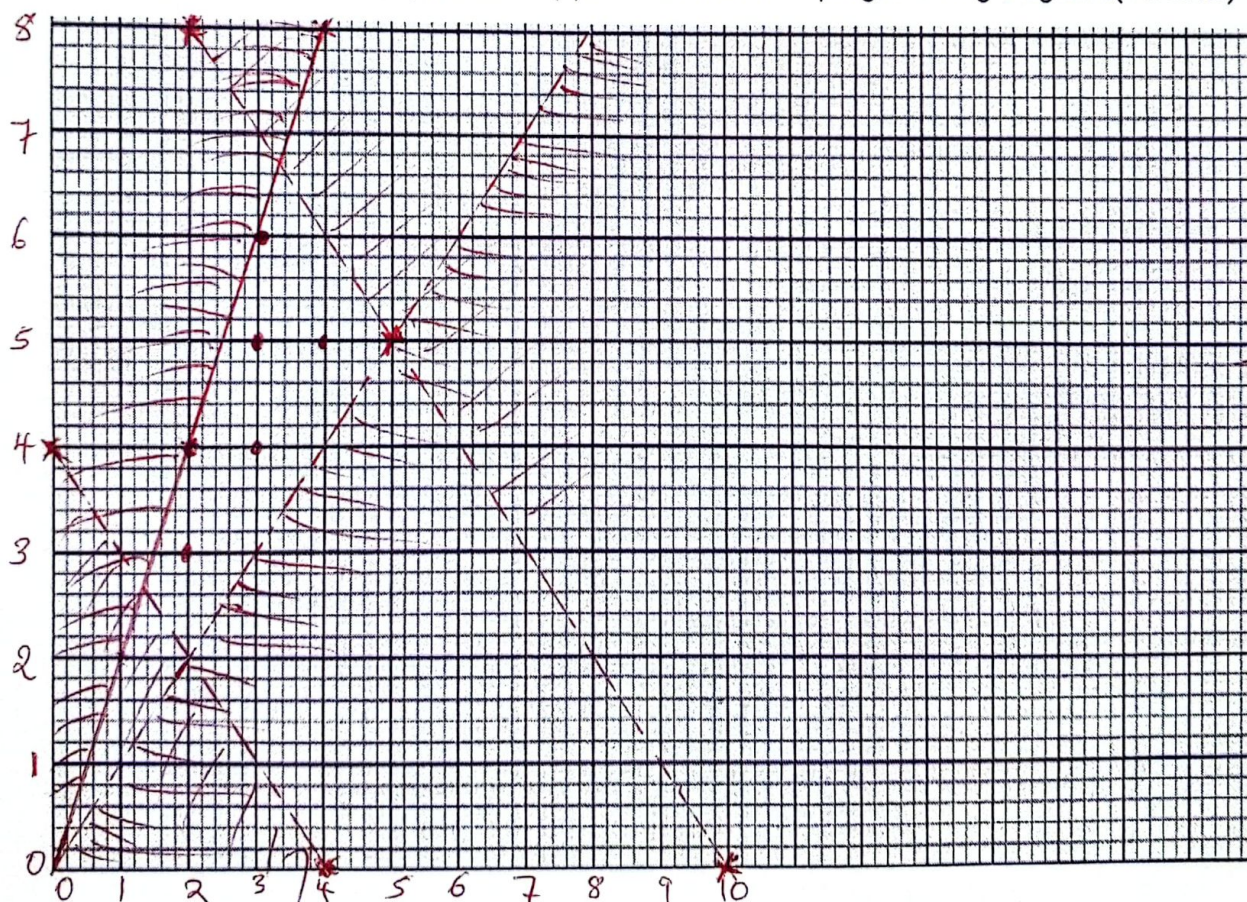
$$y \leq 2x$$

$$x + y > 4$$

$$x + y < 10$$

B
B
B
B
4

- (b) Represent the inequalities in (a) above on a linear programming diagram. (4 marks)



B for correctly graphed inequality

4

- (c) Using the integral values of x and y , list all the possible dimensions of the floor hence find the maximum possible area of the floor.

(2 marks)

$(3, 6), (3, 5), (3, 4), (2, 3), (4, 5)$

$4 \times 5 = 20 \text{ sq. units}$